

CATHEDRAL;

OR, LACHENMANN VARIATIONS

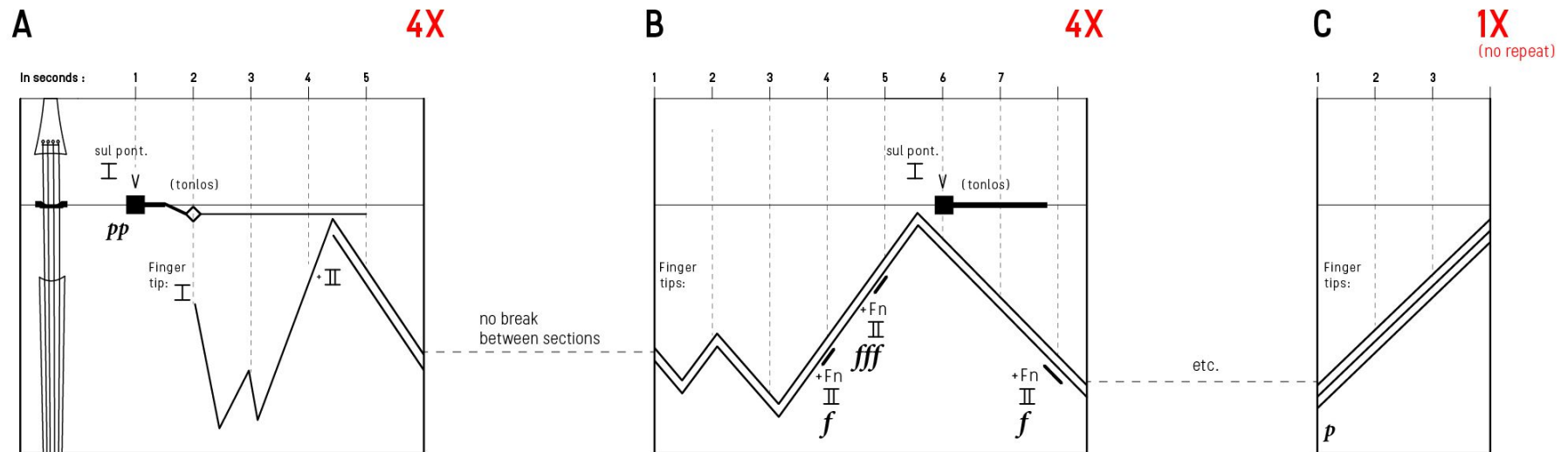
For cello and electronics

Brian Questa

ELC.

(Silent until F)

CELLO



ELC. (Silent until F)

D 4X

CELLO

tone produced by lifting thumb and activating the indicated open string

◇ Bow on indicated string as close to the bridge as possible. Move bow along swiftly. Change bow often.

⊕ Press left thumb against the string from underneath. Very close to contact point of the bow.

E 3X

ELC. (Silent until F)

F 30 sec.


CELLO

F (Cont.)

30 sec.

ELC.

Cont.



1 Play Audio File

F (Cont.)

30 sec.


CELLO

◊ Hold string between forefinger and thumb. Glissando up string as indicated.

F (Cont.)

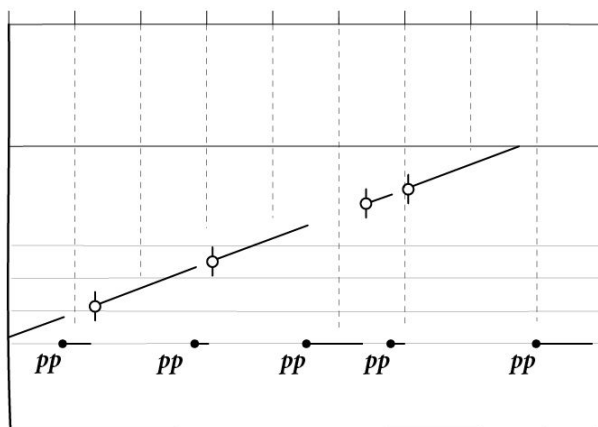
30 sec.

ELC.



F (Cont.)

CELLO

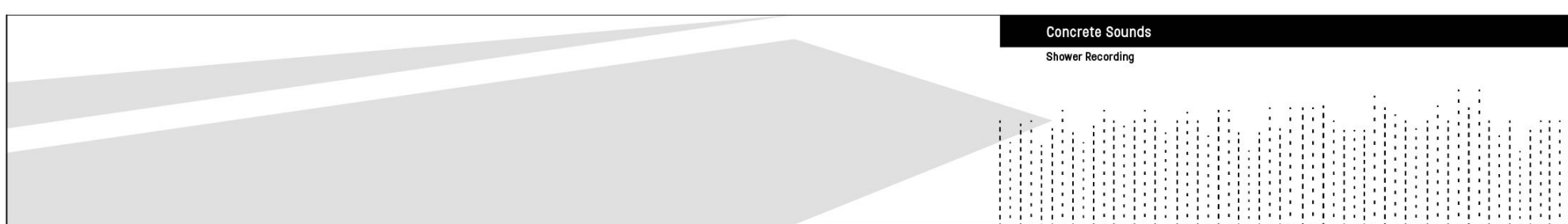


(Silent until G)

ELC.
F (Cont.)

21 sec.

17 sec.



CELLO
F (Cont.)
(Silent until G)

(attacca)

G

14 sec.

6 sec.

12 sec.

Concrete Sounds

Lachenmann's Voice

(approx. 6 sec. silence)

Concrete Sounds

Lachenmann's Voice

② Play Audio File

G

(Silent until H) (attacca)

mf \longleftrightarrow *ff*

* Percentage of bow hair touching string

Hold bow with both hands; drag forcefully against the string

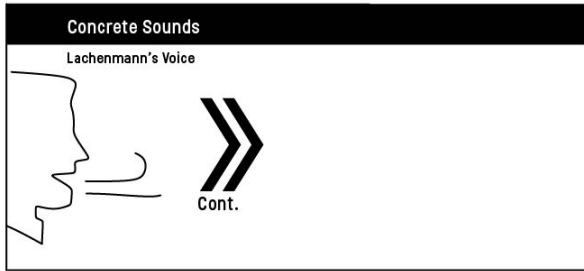
L

5.5 sec.

N

20 sec.

ELC.



5 Play Audio File



6 Play Audio File (on cello's 3rd repeat)

CELLO

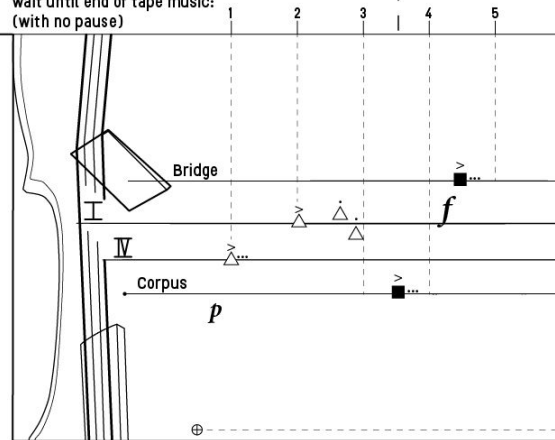
L

(Silent until M)

wait until end of tape music: (with no pause)

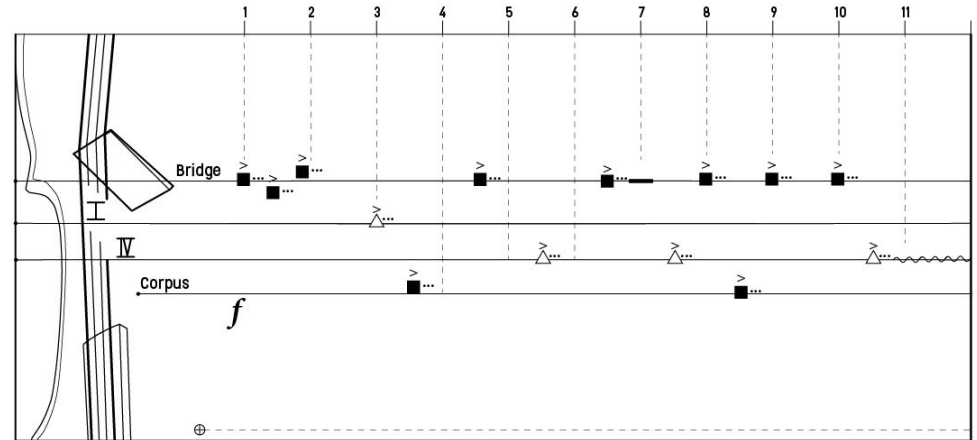
M

5x



N

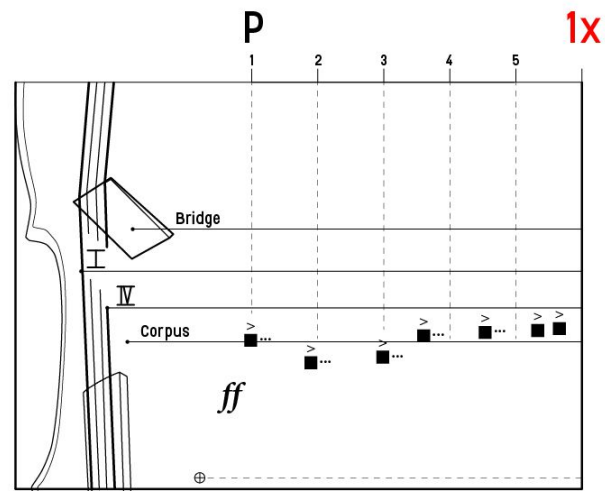
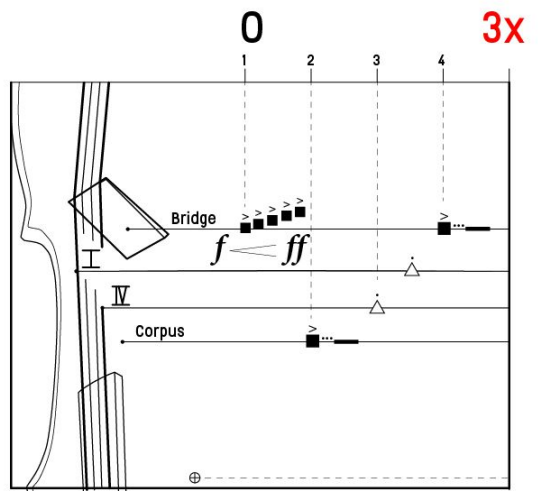
1x



ELC.

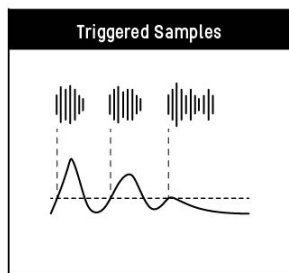


CELLO

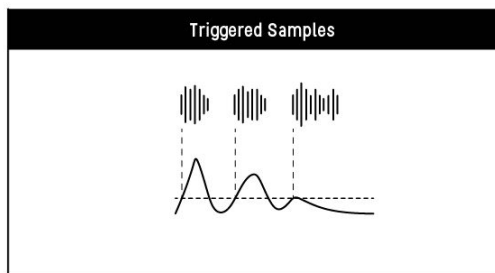


ELC.

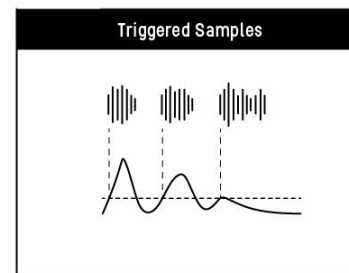
Q



R



S

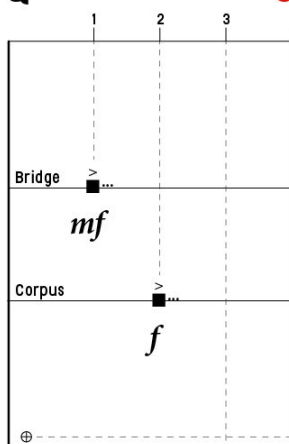


Trigger: ⑦ ON

CELLO

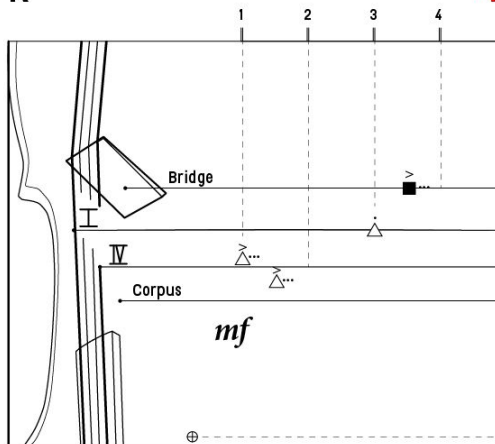
Q

3x



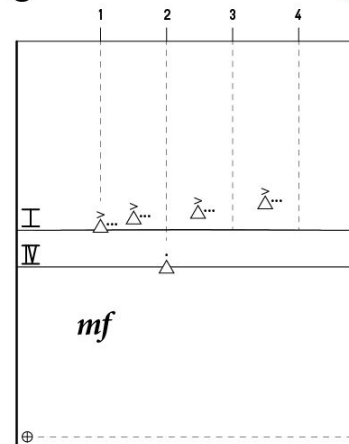
R

4x



S

4x



33 sec.

ELC.

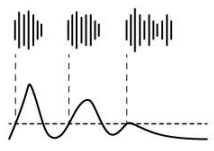
Concrete Sounds
Kitchen Objects Recording




Cont.

T

Triggered Samples



8 Play Audio File
(Cue: 1st time in cello)


9 Trigger OFF
(when cello stops)

CELLO

T

1 2 3 4 **5x**

(AFTER 5X SILENT UNTIL T)



Bridge

Corpus

(approx. 12 sec. silence)

(attacca)

U

ELC.



10 Trigger ON

11 Trigger OFF

CELLO

U

30 sec.

Bridge

Fingerboard

legno dolce battuto:

legno saltando:

pizz.

(keep bow on string)

left hand pizz.

bow wood slide

(bow on string)

Natural harmonics; pitch ad libitum

III / +Fn

p

f

II +Fn

III +Fn

f

IV +Fn

f

V +Fn

f

IV open string

ff

I

II

III

+

ff

I

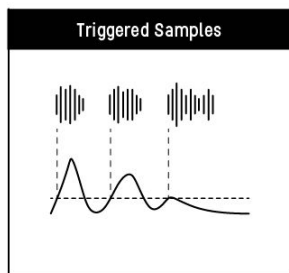
II

ff

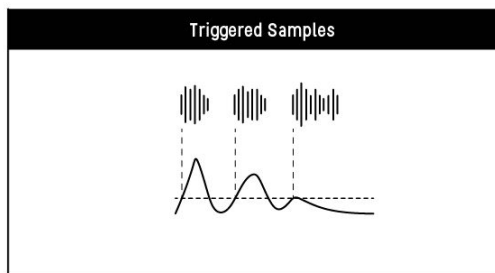
The diagram illustrates a sequence of cello techniques on a staff. It includes dynamic markings (p, f, ff), fingering (I-IV), and performance instructions like 'legno dolce battuto', 'legno saltando', 'pizz.', 'left hand pizz.', and 'bow wood slide'. A note at the bottom right states: '*bow buzzes from string vibration'.

ELC.

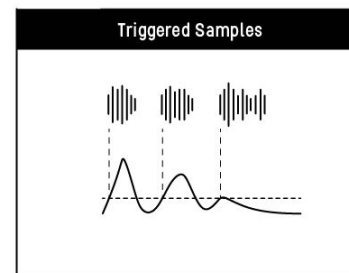
V



W



X

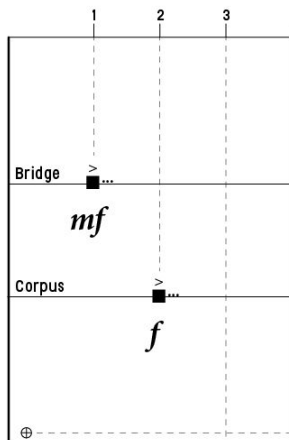


Trigger: 12 ON

CELLO

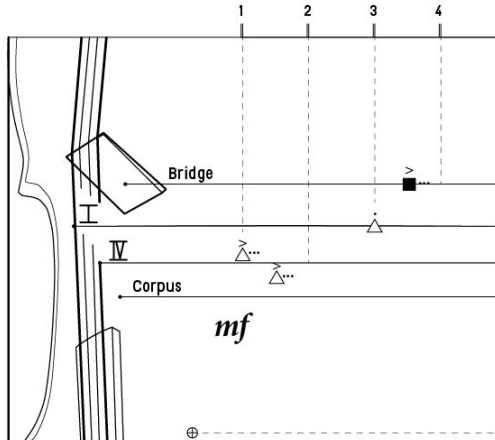
V

3x



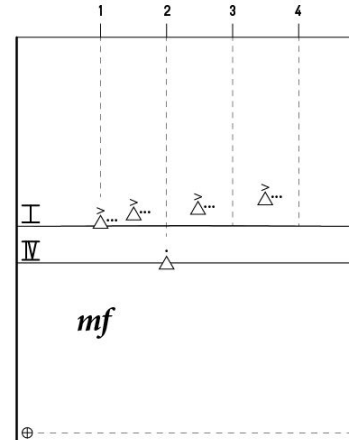
W

4x



X

4x



ELC.

Y

47 sec.

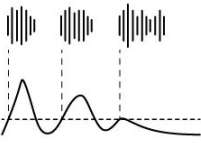
ON 3RD REPEAT :

Concrete Sounds
Kitchen Objects Recording



Cont.

Triggered Samples



13) Play Audio File
(on 3rd repeat)

14) Trigger OFF
(when cello stops)

CELLO

Y

5x

(AFTER 5X SILENT UNTIL Z)



Bridge

Corpus

f *ff* *f*

1 2 3 4

(approx. 20 sec. silence)

Z

20 sec.

ELC.

Concrete Sounds
Kitchen Objects Recording

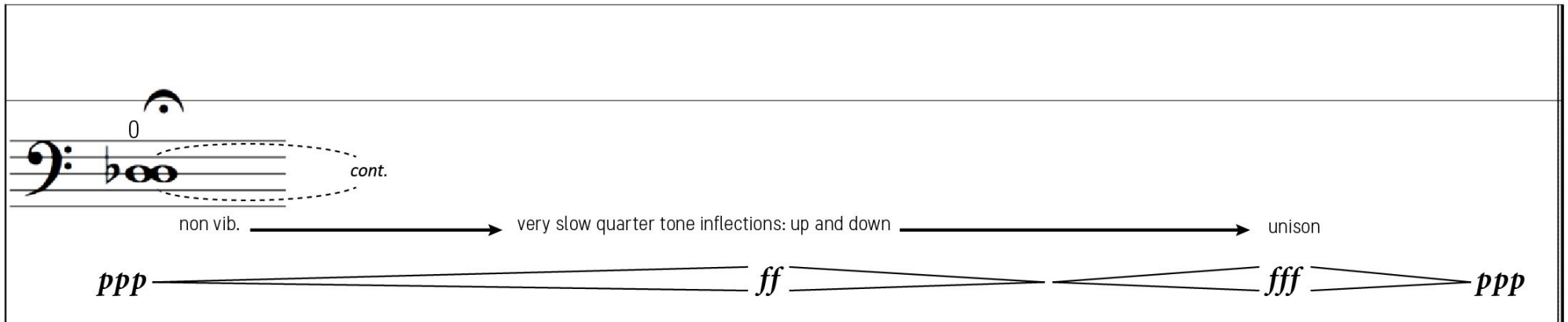



Cont.

Z

40 sec.

CELLO



0

cont.

non vib. → very slow quarter tone inflections: up and down → unison

ppp ————— *ff* ————— *fff* ————— *ppp*